

FORUM SEARCH

 Keyword
 By topic

Location : Forum > Notebook > G2S

 Notebook G2S










MEMBER LOGIN

ASUS Member ID

Password

[Forgot password?](#)[Join member](#)

FAQ KNOWLEDGE BASE

-  [All] LCD has no display but the CRT is normal.
-  [all]LCD panel is dark after loading into OS, but can be corrected using LCD switch hotkey.
-  [all]System runs very slowly and IDE mode will change to PIO mode from DMA mode even after we reset the IDE mode as DMA.
-  [A6/A8/A9/F3/F5/F7/G1/G2/M9/R1/R2/U1/U5/X50/X51/W7/S6/V1/V2/VX]How to play music through SPDIF in Windows Vista?
-  [A6/A8/Z99/Pro80/F3/F9/S7/V1/V2/VX/W7/X50/X51/U1/U5/G1/G2/R1/R2]How many modes does Power 4 Gear have under Windows Vista system?
-  [A8/F2/F5/F7/F9/G1/G2/Pro80/S6/U1/V2/VX/W7/X50/X51/Z52/Z99] How can I find the version information of LifeFrame in Vista system?
-  When loading Win XP OS system will hang after installed eTrust Internet Security Suite from Computer Associates.
-  [All]How many adapter vendors did ASUS notebook use?
-  [G2S]Which memory are compatible with G2S?

 More FAQ[Topic](#) : [Sharing]Win XP on Asus G2S summary / driver pack dowload [New Topic](#)

now available



Posts :

Tech Points : 0

Level : Level 1

From :

Posted:7/24/2007 10:30:00 PM

First i want to send a bunch of thanks to [geosily](#) [find post here](#) who compiled a driverpack for the ASUS G1S and [GForce](#) [find post here](#) who tested it on the ASUS G2S and informs about the diffrence between the drivers for G1S & G2S.

Also I want to thank Robert Viands for his [report](#) (to be read together with GForce posting).

The information below is confirmed on ASUS G2S-A4, 2GB RAM, bios v.205 with the following operating system:

XP-Pro-32bit-SP2, german v.5.1.2600.2180, nLite-07-2007-v4 german updatepack, incl. slipstreamed eSATA-Driver: iaahci.cat
 iaahci.inf
 iastor.cat
 iastor.inf
 iastor.sys
 txtsetup.oem

[Download eSATA driver](#) -200KB[Download the nLite updatepack](#) (registration required)**My summary:****edit: (Posted:8/14/2007 9:07:00 PM:)**

After my Windows installation was completed the USB-Camera was detected but when I opened it with the explorer the view was upside down!!!! **Solved**

I did not care to much about and continued installation of the devices with the new driver compilation for G2S ([download part 1](#) -60MB, [download part 2](#) -87MB).

This is my minimal configuration. Where ever possible I installed only the drivers without an application.

1. First install the ACPI drivers {setup.exe} and reboot.
2. Install the KB888111 patch and manually update the PCI-Bus (detailed information included in folder: 02_Audio-patch).
3. Install **RealTek HDA R1.34** {setup.exe} and reboot.
The drivers are included in my compilation, if you only need the HDA R1.34 drivers please [download here](#).
4. Install modem {setup.exe}.
5. Install Attansic ethernet controller manually.
6. Install Liteon TVT-1060 drivers manually and afterwards:
Install Liteon TVT-1060 encoder {setup.exe}.
7. Install flash media controller manually.
I have chosen the missing devices in the device manager from top to bottom and in the following order: MS, SDMMC, XD.
8. Install JMB36x raidconfigurer {setup.exe} and reboot.
9. Install Intel WLAN {setup.exe}. I installed userdefined and only the drivers, not the application.
10. Install Nvidia VGA device {setup.exe}.
11. Install Bluetooth, make sure BT is switched ON (the switch on the left side of the notebook) run {setup.exe} and finaly reboot.
12. Install the GD-5aD-MAX35A camera driver {setup.exe}.
These drivers are not included in the compilation. Please [download here](#).

One unknown device will be left (ACPNITE8707....). It is supposed to be the IR-interface on the notebooks frontside used with the remote control for the mediacenter.

I am not sure if this will work with XP and therefor don't even tried to install it but inactivated this device to avoid annoying messages from the device manager.

Utilities:[\(download installed utilites](#) -63MB)

- Direct Console (Clock in the task bar becomes unnecessary)
- Net4Switch (IP-Manager helps you changing networks easily)
- Splendid [info](#)
- Video Security Online [info](#)

I did not install the following utilities included in [geosily's](#) compilation: [\(download not installed utilites](#) -26MB)

- ASUS NB Probe
- Instead of the wireless console I am using the Fn+F2 keys. When the **WLAN and the Bluetooth is switched on**: pressing this combination several times makes the following loop:
 1. WLAN=OFF, BT=OFF

2. WLAN=ON, BT=OFF
3. WLAN=OFF, BT=ON
4. WLAN=ON, BT=ON

- Power4Gear
- Game Face Live [info](#)
- Life Frame 2
- MultiFrame
- TouchPad
- Email LED

As a result only the power on/off and the splendid buttons will work.

Later I installed the Vista-OS from the included upgrade disc (boot from disc). A pity was that during the setup the only language option was english. After the english installation was completed I started the setup again, directly from the disc, out of the running vista. This time I had options for the other languages. Coose your language and install vista again. After the second installation you will find your old vista in a folder called *old. You can delete it.

edit: (Posted:8/7/2007 7:16:00 PM):

If you don't boot Vista-OS from disc but run the setup out of XP you can choose your language imediatley and don't need to install Vista twice.

But make sure you prepared your drive/partition before. If you want to setup your harddrive during the Vista installation it is required to boot from disc.

 [Reply](#)  [Quote & Reply](#)

Regards, Sudex

Posted:8/1/2007 4:24:00 AM 

Hello,

I'd really need some help here! I'm installing XP just fine. But after that, I don't get ANY Gfx driver - no "SVGA" or "VGA" just some "backup SVGA", ie I can't install the NVidia driver.

I get one error in device manager - PCI Express root port 0 can't be installed due to lack of free resources. I have tried the Chipset drivers from the G1S driver pack and from www.intel.com

I've tried installing the ACPI driver before chipset drivers and vice versa without any luck.

I have the european modell, with 1440x900 screen.

Any suggestion is very appreciated!

Best regards,

Lars Siden

Sweden

ps. Answer here or at my mail: larssiden@gmail.com

 [Reply](#)  [Quote & Reply](#)

Posted:8/4/2007 4:51:00 PM

Found the problem. I have 4gb mem installed and for some reason PM965/Santa Rosa based laptops can't handle that in XP. Some kind of error with resource management.

So for now I'm back at 2gb trying to decide if I should run XP 2gb or 3gb Vista(Alas I found Vista not to operate so well on the G2S)

// Lazze

 [Reply](#)  [Quote & Reply](#)



Posted:8/4/2007 6:51:00 PM

I have now tested the computer with just ONE 2gb module installed - works fine! Both in Vista and XP.

Conclusion: Bios/Chipset not ready for more than 2gb - at least not when operating a builtin geforce 8600M with shared memory.

Question: Is Asus aware of this? Will they make a fix?

//Lazze

 [Reply](#)  [Quote & Reply](#)

Posted:8/7/2007 7:16:00 PM

Lazzerman
VIP Member



Posts : 9

Tech Points : 1

Level : Level 1

From: Sweden

Lazzerman
VIP Member



Posts : 9

Tech Points : 1

Level : Level 1

From: Sweden

Lazzerman
VIP Member



Posts : 9

Tech Points : 1

Level : Level 1

From: Sweden



Posts :
Tech Points : 0
Level : Level 1
From:

Quote:

Author: Sudex Posted: 7/24/2007 10:30:00 PM

Later I installed the Vista-OS from the included upgrade disc (boot from disc).
A pity was that during the setup the only language option was english. After the english installation was completed I started the setup again, directly from the disc, out of the running vista. This time had options for the other languages. Coose your language and install vista again. After the second installation you will find your old vista in a folder called *old. You can delete it.

If you don't boot Vista-OS from disc but run the setup out of XP you can choose your language imediatley and don't need to install Vista twice. But make sure you prepared your drive/partition before. If you want to setup your harddrive during the Vista installation it is required to boot from disc.

Reply Quote & Reply

Regards, Sudex

Posted:8/14/2007 1:17:00 AM

Hi there,

I can not download the drivers from rapidshare, just keeps on giving me errors. Is it possible you could host it elsewhere?

Reply Quote & Reply

fluKe
Member



Posts : 5
Tech Points : 0
Level : Level 1
From: South Africa

alex88
VIP Member



Posts : 22
Tech Points : 0
Level : Level 1
From: Italy

Posted:8/14/2007 5:22:00 AM

Hi,

i've subscribed an hosting service with unlimited space and bandwidth, just a file limit of 50mb (but not verified). you can upload any file that you want here:

<http://www.alex88.it/upload/upload.php>

then you retrieve the link of the uploaded file.

Regards

Ps. the file stay there until 08/05/2008 if i don't renew the subscription.

Reply Quote & Reply

Posted:8/14/2007 8:29:00 PM

I tested all links to rapidshare and it seems they are ok. Though I had problems to get the file downloaded at the first try. My caused by a wrong entered code. (case sensitive?)

It also might be that you need to subscribe as free-member

Could you ples try it again and report, meanwhile I will post the compilation somewhere else.

Reply Quote & Reply

Regards, Sudex

Posted:8/14/2007 9:07:00 PM

Quote:

Author: Sudex Posted: 7/24/2007 10:30:00 PM

My summary:

After my Windows installation was completed the USB-Camera was detected but when I opened it with the explorer the view was upside down !!!!!

Problem solved using GD-5A35A drivers which you can [download here](#).

1. Note: Please do NOT install these drivers before you installed the ACPI drivers.

2. Note: It might happen that the USB-camera disappears after a reboot (hot restart). If so, switch off your computer and restart it again (cold start). Camera should be back again.

Reply Quote & Reply

Regards, Sudex



Posts :
Tech Points : 0
Level : Level 1
From:

fluKe
Member

Posted: 8/16/2007 12:38:00 AM



Still no luck on RapidShare... Just says the limit has been reached by free users.

Posts : 5
Tech Points : 0
Level : Level 1
From: South Africa

Reply Quote & Reply

1 2 3 Next Last

Previous Topic:: Next Topic

Administrator: Administrator | New Topic | Related FAQ | Forum Home

→ Forum | Notebook → Model : G2S

If you have any query or comment about this site, please kindly contact site administrator.

[Legal Information](#) | [Privacy Policy](#) | [Sitemap](#) | [Contact Us](#) | [ASUS Global](#)